



Section 1

Create & Deliver interactive lessons with easy-to-use tools



Instant Whiteboard



Start a Quick Poll



Create Lesson



Create Activity



Create Quiz or
Assessment



Classflow Activities Training

Create & Deliver interactive lessons with easy-to-use tools



Instant Whiteboard



Start a Quick Poll



Create Lesson



Create Activity



Create Quiz or
Assessment

There are 10 activities to choose from on Classflow



Categorize

Provide students with opportunities to explore words, images or objects and make decisions about them with a categorizing activity.



Crossword

Get your students thinking with the problem solving opportunities of a Crossword puzzle. Use it as an opportunity to assess understanding of new vocabulary or terminology.



Flash Cards

Create Flash Cards as practice, study or recognition materials for your students.



Labeled Diagram

Invite students to share the details they know about something by labeling a diagram. The level of detail is up to you, decide on the input you require according to the objectives.



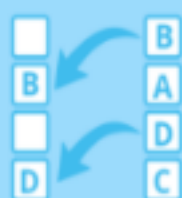
Matching

Give your students the opportunity to make connections by creating some Matching activities for them.



Memory Game

Enhance cognitive skills as well as improve focus and concentration by creating a Memory Game for your students to play.



Sequencing

Challenge your students to put events, ideas, and objects in a logical order by creating Sequencing activities on any topic.



Timeline

Provide opportunities for students to visualize cause and effect relationships with a Timeline activity. Use it to help students understand the significance of the chronology of events.



Venn Diagram

Enable students to visually organize information with a Venn Diagram. Use it to help them identify relationships between sets of items, as well as identify similarities and differences.



Word Search

Get your students excited about working with words! Create a Word Search to reinforce vocabulary or word recognition.

ClassFlow

Learn

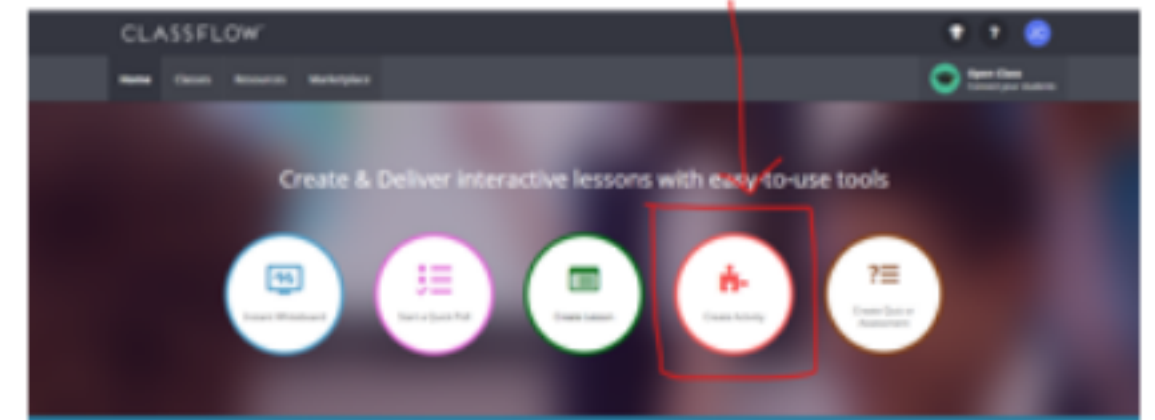
Promethean[®]

Creating an Activity



Creating An Activity:


- Click on the circle that says Activity
- Choose from 10 different activities by clicking the blue Change activity button



Activity : Matching [Change Activity](#)

Item

Match

 Enter text or select image...	 Enter text or select image...
--	--

Number of Items to Display

Color Scheme



Activity Background

- Use Default Background
- Library Image
- Use Custom Background



• Choose your Activity

- Categorize
- Crossword
- Flash cards
- Labeled diagram
- Matching
- Memory game
- Sequencing
- Timeline
- Venn diagram
- Word search

Change Activity Type

 Categorize Provide students with opportunities to explore words, images or objects and make decisions about them with a categorizing activity.	 Crossword Get your students thinking with the problem solving opportunities of a Crossword puzzle. Use it as an opportunity to assess understanding of new vocabulary or terminology.	 Flash Cards Create Flash Cards as practice study or recognition material for your students.
 Labeled Diagram Invite students to show the details they know about something by labeling a diagram. The level of detail is up to you. Decide on the input you require according to the objectives.	 Matching Get your students the opportunity to make connections by creating some matching activities for them.	 Memory Game Enhance cognitive skills as well as improve focus and concentration by creating a Memory Game for your students to play.
 Sequencing Challenge your students to put events, ideas, and objects in a logical order by creating sequencing activities in any topic.	 Timeline Provide opportunities for students to visualize cause and effect relationships with a Timeline activity. Use it to help students understand the significance of the chronology of events.	 Venn Diagram Enable students to visually organize information with a Venn Diagram. Use it to help them identify relationships between sets of items, as well as identify similarities and differences.
 Word Search Get your students excited about working with words! Create a Word Search for...		

- Once you choose your activity, enter your information (this is a categorize activity)
- After entering all of your activity fields you can customize the looks with a color scheme and activity background.
- You can choose from : default background, library image or use a custom background that you import

Activity : Categorize [Change Activity](#)

Category Label	Category Items
1 Web	<input type="checkbox"/> web
	<input type="checkbox"/> write
	<input type="checkbox"/> see
	<input type="checkbox"/> teach
	<input type="checkbox"/> Other use or add an image...
2 None	<input type="checkbox"/> parent
	<input type="checkbox"/> self
	<input type="checkbox"/> see
	<input type="checkbox"/> school

Color Scheme



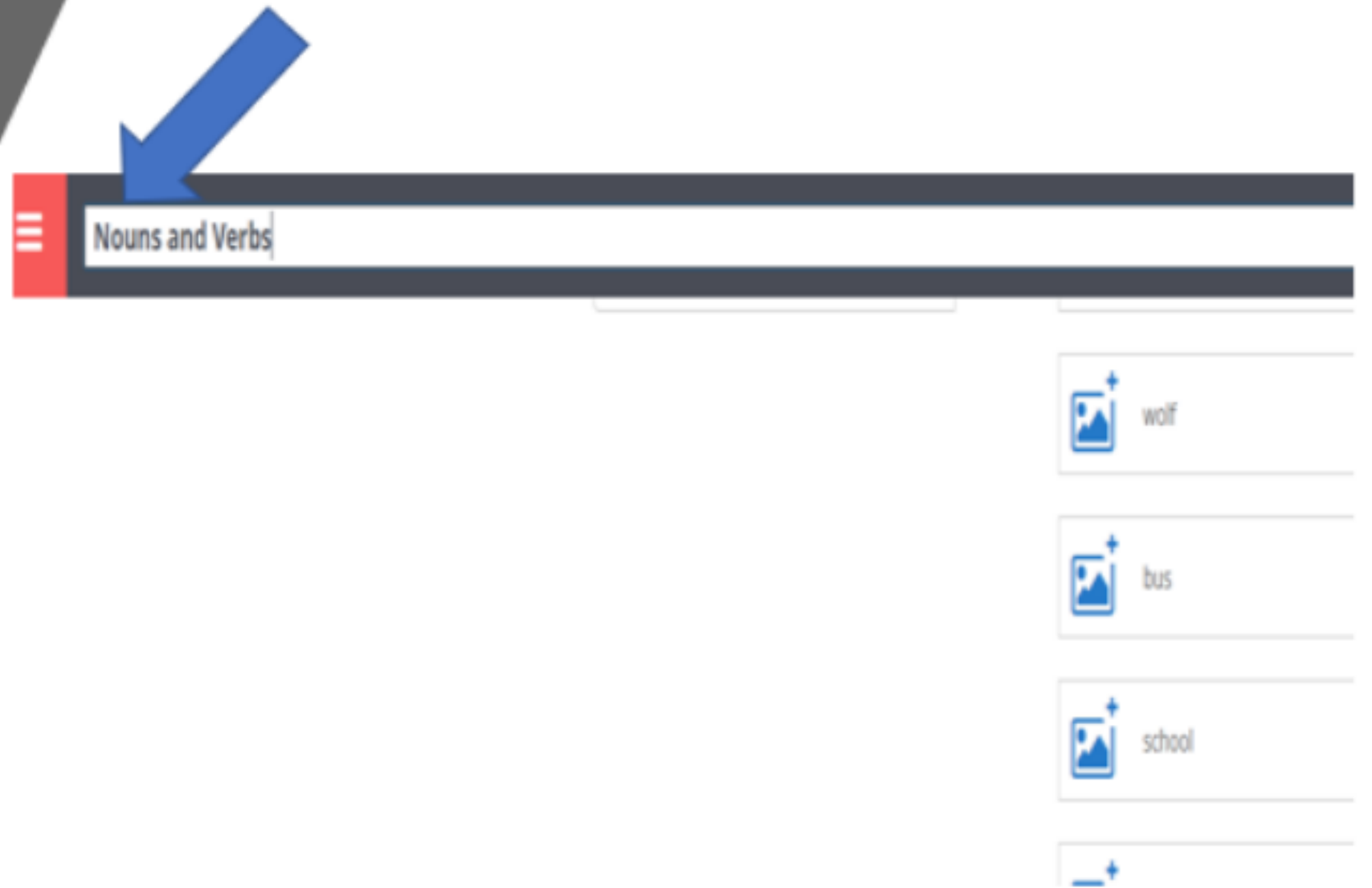
Activity Background

- Use Default Background
- Library Image
- Use Custom Background



Title

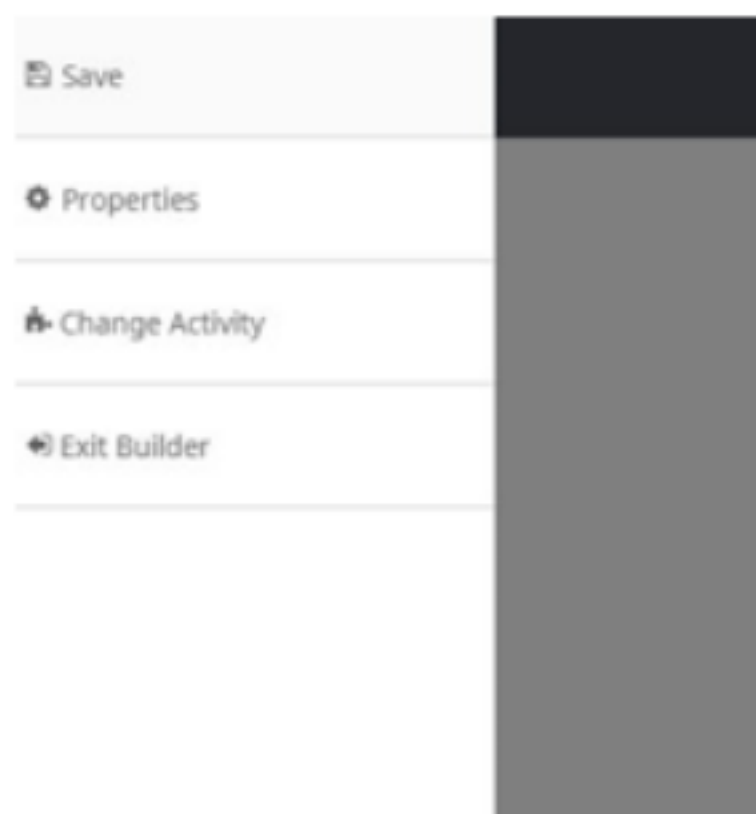
- Give your Activity a Title at the top of the screen next to the red menu box



- Save Your Activity

- Click on the Red menu box in the top left corner of the screen

- Then click save



Try Some activities: Join my Classflow:
<https://prod.classflow.com/join/QXB8S>



Choose Your Name From the Class Roster

DON'T SEE YOUR NAME?

Join Anyway

If you join without choosing your name from the roster list, you will still be able to see the cards sent to you by your teacher and take part in polls, quizzes and assessments.

If you are not sure what to choose, please check with your teacher.

Matching



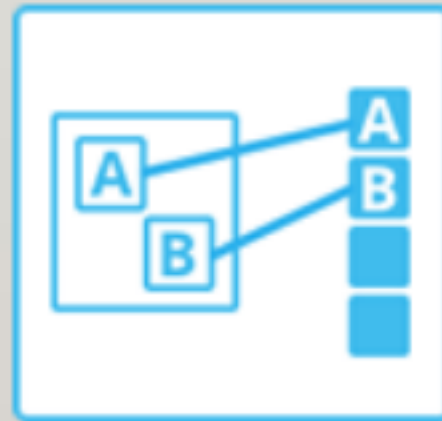
Categorize



Word Search



Labeled Diagram



Any questions
or need help,
please reach
out!

The Elementary Instructional Coaches are here to help:

- Jessica Chaffin
 - Karen Demers
 - Jackie Felker
 - Rebecca Miglio
-
- Email:
elementaryinstructionalcoachsupport@roseville.k12.mi.us