



Engagement Activities

- ♦ Routines / Attendance
- ♦ Icebreakers
- ♦ Formative Check-ins During Lessons
- ♦ Building Relationships

Engage Students in learning



Limit distraction so students can focus on the learning goals.



Motivate students to start the learning process.



Encourage students to engage in active social learning.



Routines & Attendance

Routines and Attendance

- ♦ Have students share something or answer a question as you take attendance:
 - Question ideas: favorite song, sport, musician, season, food, movie, color (Popsicle Sticks chrome extension has daily ideas)
 - Sharing ideas: ornament, stuffed animal, meme, book, etc.
- ♦ Daily journal writes: Create a discussion board or a Math problem of the day in Schoology and change topics/questions daily.
- ♦ Keep in mind, although we have a lot to cover with students daily, taking the time to engage early on may help them focus later, during the lesson. This could work also at the end of a lesson, if they know they will get to talk to you or share something with you later as an exit ticket, that may help them focus early on.



This Photo by Unknown author is licensed under CC BY-SA.

Icebreakers

Icebreakers

- ♦ **This or That activities**
 - ♦ <https://wehavekids.com/parenting/Clean-Never-Have-I-Ever-Questions-for-Kids>
 - ♦ Many examples on the web site above —one idea: make a list of this or that items (M and M's for this or Kit Kat for that); dogs for this, cats for that, etc.) Students will make two signs to hold up—one will say "this" and the other will say "that " in order to play.
- ♦ **Virtual Scavenger Hunt**
- ♦ **3 Truths and a Lie**
 - ♦ Each person tells 4 facts about themselves and the class needs to guess which is the lie!

Icebreakers

- ♦ **Class Story:** “Once upon a time...” The teacher randomly calls on a student to complete the sentence to start the story. The next person provides another sentence to continue the story. Keep going until everyone has a chance!
- ♦ **MUTE-iny:** There is always the one person who forgets to un-mute! In this game, you will put yourself on mute and say a sentence really slow. Have students guess in the comments what you are trying to say.
- ♦ **Where in the World?** Would you want to go? Have students think of a location, then share three clues. Share the clues and have the class guess the location.
- ♦ **Would You Rather:** Would you rather live on Mars or underwater? Would you rather be a famous inventor or a famous artist? Ask students to select an option using Kahoot, the polling feature on Classflow, or simply have students hold up 1 or 2 fingers. **Question ideas:**
<https://conversationstartersworld.com/would-you-rather-questions/>

Icebreakers

- ♦ **Word Puzzle in the chat-** Teacher posts a base word in the chat(example: "Games") then students type as many words as they can that are made from letters in the base word. (answers: me, gam, game, gem, same, gas)
- ♦ **Name, place, animal and thing game-** Teacher picks any letter in the alphabet. Students must come up with a name, place, animal and thing that all start with that letter. You could have them type in the chat or go around and share in the meeting.
- ♦ **Zoomed in**—Teacher selects an interesting image to share. The teacher must share the photo zoomed in as far as possible and slowly zoom out while student guess what the image is.

Formative Check-ins During Lessons



Formative Check-ins

- ♦ Use the chat box to include everyone.
- ♦ Use Schoology discussion assignments to get student feedback or ideas.
- ♦ Have students hold up their answers, thumbs up or yes/no signs to communicate.
- ♦ Use Kahoot or Quizlet (Can send link to students to do)
- ♦ Send Classflow activities or do together

Formative Activities

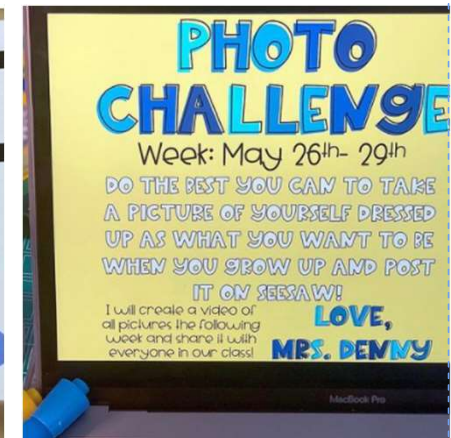
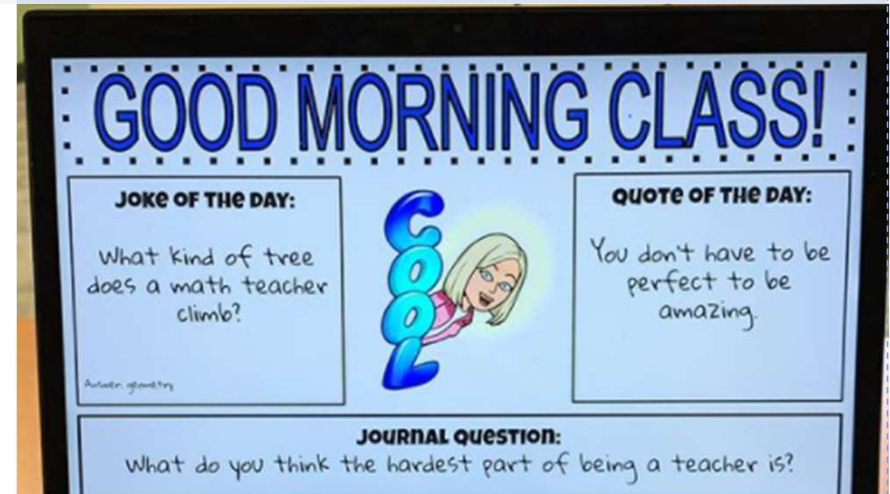
- ♦ Use Discovery Education SOS strategies for any subject (Like ABC Summary, Six Word Story and AEIOU)
- ♦ Use a Word Cloud as an exit ticket
- ♦ Use an interactive Whiteboard (<https://whiteboard.fi/>) to see students' work
- ♦ Use Poll Everywhere or Classflow to poll students with quick responses (like a scale) or creative responses (like showing how to do a math problem)

Building Relationships



Building relationships

- Give students time to talk about everyday things
- Let students see your face- use your hands- entertain them
- Have a scavenger hunt- send them to find things.
- Change to some of the fun backgrounds in "Together Mode" on Teams and share your screen with the students so that they can all see it.
- Establish Routines & Systems
 - Create a slideshow to start off the class
 - Student Shout-Outs or peer recognition.
 - Question or joke of the Day
- Give a photo challenge and make a video out of all the pictures to share.



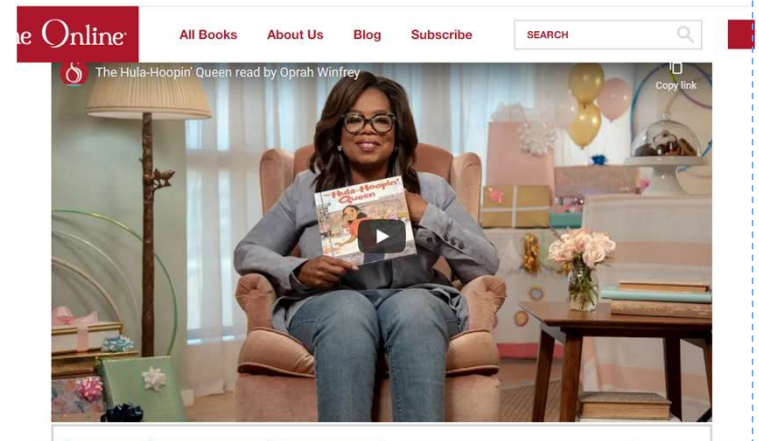
Building relationships

- ♦ Plan Fun Fridays or Throwback Thursdays!

- ♦ Give a fun task for students to complete. Laugh together!
- ♦ Share a read aloud- For example Storylineonline.net -a website created by the SAGAFTRA foundation. Celebrities read engaging stories.

- ♦ Go Noodle [Go Noodle!](http://GoNoodle.com)

- ♦ Activities for Mindfulness, Movement, Curriculum, Sensory and Motor skills
- ♦ Can share daily and suggest they do during break time.



Classflow Quick Poll

Copy and paste the link (or click to follow) to participate in a quick poll using Classflow.

<https://prod.classflow.com/join/QX45T>

You will post one strategy that you heard about today and think you might use.

Or

Post a strategy that you are using now that keeps students engaged.