

Planbook

1-19-22

- Log-In
- Template
- Add School Year
- Layout/View
- Go To
 - Classes
 - Display Settings
 - School Year
 - Sharing Options

Log-In

- School Email
- Password was the same as last time I used it.
 - Use Forgot Password if needed

Template - Accept the Template

Lesson Section Layout

Current School Layout: **No layout selected**

Your school has provided one or more layouts for your lesson sections. Teachers will typically use a lesson section layout provided by their school. To use a school layout, select it below, or click Close to use your own lesson section layout. You can change this at any time on your **Display** page.

Roseville HS lesson plan template 21/22

Select Layout

Close

The screenshot shows a lesson plan editor window. At the top, there is a title bar with a close button (X), a text input field containing "Enter a Lesson Title here...", and a checkmark icon. Below the title bar, the lesson title "6th Grade Computers and Keyboarding" is displayed on the left, and a time range "9:28 AM - 10:23 AM" is in a box on the right. Underneath, the date "Tuesday 11/09/2021" is on the left, and a "Unit" input field is on the right. A horizontal menu contains tabs for "Learning ...", "Activities/I...", "Assessment", "Interventions", "Standards", and "Attachments". Below this is a rich text editor toolbar with options for font (Arial, 10pt), bold (B), italic (I), underline (U), strikethrough (ABC), bulleted list, numbered list, link, unlink, insert image, insert table, subscript (x₂), superscript (x²), insert link, insert smiley, insert code, and undo/redo. The main content area is currently blank.

Add a School Year

Add a School Year

It looks like you're ready to add a new school year to your plan!

You can do this now, or you can add a school year at any time by clicking the year drop down (upper left corner) and selecting "Add a Year".

Would you like to add a school year now?

Add a School Year **No thanks, I'll do this later**

Add School Year

2021-2022

01/31/2022 - 06/17/2022

Select classes to copy from 2019-2020:

- 1 Digital and Web Design
- 2 Computer Science
- Business

Note: Depending on the amount of information to copy to the new year, the Add Year may take **up to a minute** to complete.

Continue **Cancel**

Add School Year

Select information to copy to new year:

- Class Lessons
- Class Days
- Class Times
- Class Templates
- Class Units
- Class Assessments
- Class Assignments
- Students

Note: Depending on the amount of information to copy to the new year, the Add Year may take **up to a minute** to complete.

Continue **Cancel**

No School Days

Select No School days to include in the school year. You can add or change No School days at any time on your **Events** page.

U.S. National Holidays

- Memorial Day, 05/30/2022

Additional No School Days +

Event	Start Date	End Date	
Winter Break	02/21/2022	02/22/2022	🗑️
Spring Break	04/04/2022	04/08/2022	🗑️
Planning Day	03/08/2022	03/08/2022	🗑️
State Testing	04/13/2022	04/14/2022	🗑️
No School	04/15/2022	04/15/2022	🗑️
Planning Day	05/10/2022	05/10/2022	🗑️

Add School Year **Cancel**

Schedule View

Regular Schedule Editing Schedule as of 11/10/2021

Monday Tuesday Wednesday Thursday Friday

No Times Specified	Monday	Tuesday	Wednesday	Thursday	Friday
7:45am	7:45 - 8:25 Homeroom 21-22	7:45 - 8:25 Homeroom 21-22	7:45 - 8:25 Homeroom 21-22	7:45 - 8:25 Homeroom 21-22	7:45 - 8:25 Homeroom 21-22
	8:29 - 9:24	8:29 - 9:24	8:29 - 9:24	8:29 - 9:24	8:29 - 9:24

6th Grade Compute...



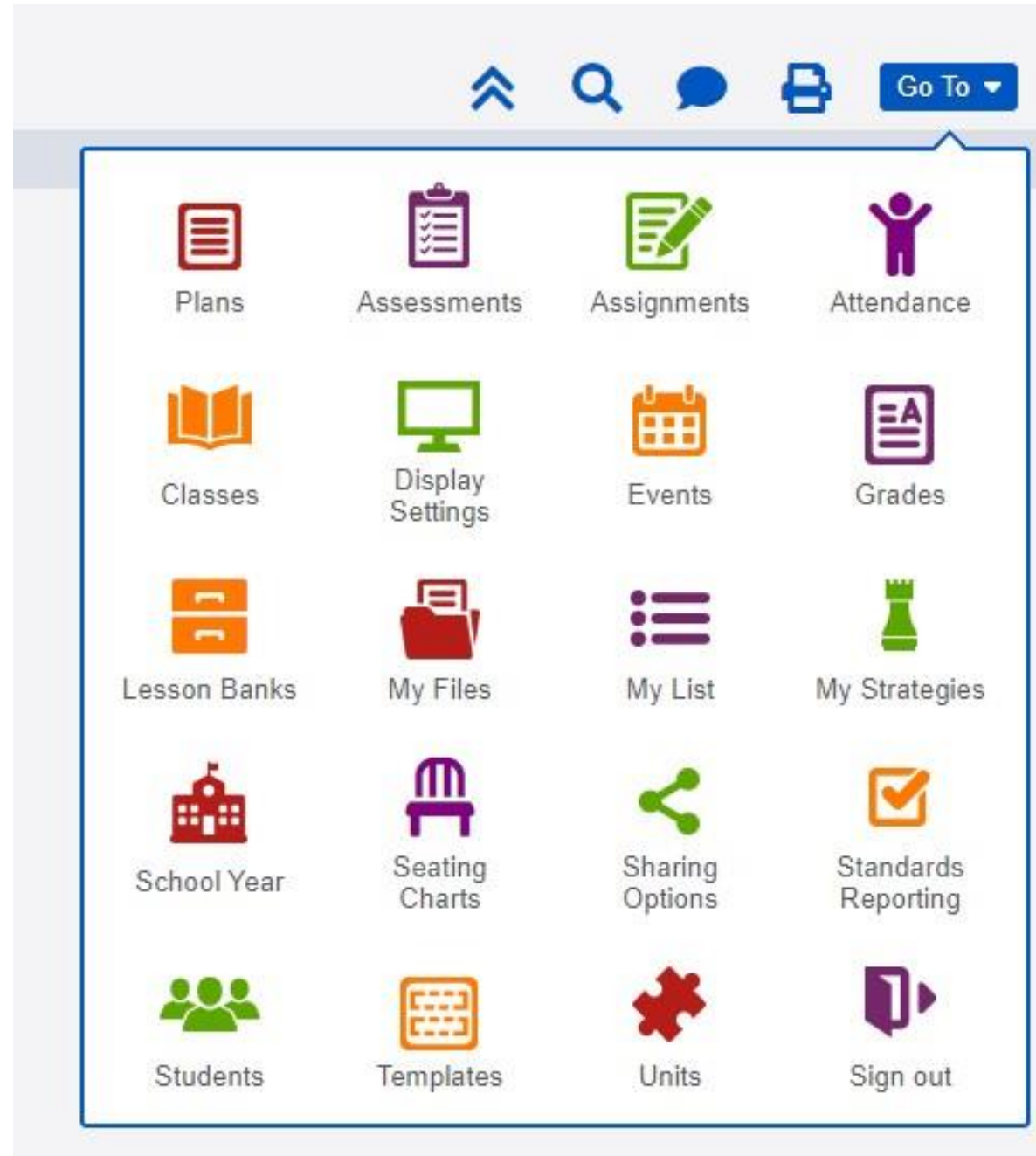
Layout/View

List View

Regular Schedule Add Class

Class	Start Date	End Date	S	M	T	W	R	F	S
6th Grade Computers and Keyboarding	11/01/2021	01/28/2022		✓	✓	✓	✓	✓	
8th Grade Keyboarding & Computers	09/07/2021	06/16/2022		✓	✓	✓	✓	✓	
Coding Computer Science Discoveries	01/31/2022	06/16/2022		✓	✓	✓	✓	✓	
Coding Trimester 2	09/07/2021	06/16/2022							

Go To



Classes

Regular Schedule

+ Add Class



Class	Start Date	End Date	S	M	T	W	R	F	S
4th Hour - PE	01/31/2022	06/17/2022		✓	✓	✓	✓	✓	
6th Hour - CSE	01/31/2022	06/17/2022		✓	✓	✓	✓	✓	


Display Settings

Display Settings

Global Settings

Lesson Sections Sample Layouts


School Layout Roseville HS lesson plan temp

Daily Learning Target(s) 

Instructional Strategies

Assessment/How student learning assessed?

Interventions in class

Standards 

Show title of lesson section in plan view Text Fill

Title Arial 10pt B / U Text Fill

Body Arial 10pt B / U Text Fill

Done

Display Settings Example

- I can [statement link](#)
- Good example of detail needed.
- “War and Peace” is not.

5 Math 7th

Section 2.1: Ordering & Comparing Rational Numbers

Learning Target
Students will compare and order rational numbers in fraction or decimal form.

Activities/Instructional Strategies
Start Thinking - Lesson 2.1

Examples 1-3 in notes and On Your Own problems after each.
Ex. 1: Writing fractions as decimals a) $\frac{3}{5}$
b) $-1\frac{1}{3}$
Ex. 2: Writing decimals as fractions a) 0.32
b) -4.1
Ex. 3: Comparing fractions (change to decimals) including negatives. a) $\frac{5}{6}$ and $\frac{7}{8}$ b) $-\frac{3}{4}$ and $-\frac{4}{5}$

Assessment
On Your Own problems 1-4

Interventions
None needed

Standards
7.NS.A.2d Convert a rational number to a decimal using long division; know that the decimal form of a rational number terminates in 0s or eventually repeats.

School Year

× School Year ⋮ ✓






Classes are scheduled

On a weekly basis
 On a two week basis
 On a cycle of days

School Days

Sunday Monday Tuesday Wednesday Thursday Friday Saturday

School Times

-  Add Year
-  Switch Year
-  Delete Year
-  Manage Lessons
-  Remove Linked Lessons

Sharing



[Link to Video on Sharing](#)

[Link for Step-by-Step Directions](#)

Sharing Options

Collaborate - Individual Teachers

Collaborate - All Teachers ⓘ

View - Students ⓘ  

View Key

View Information

View Status

View Classes

View Range to

Default View

Include View Notes

View - Substitutes ⓘ