




**Tools of Engagement:**  
**Wrapping up the Year!**



# PowerSchool Tips

Copying citizenship

[Click here for video showing how to copy and paste citizenship grades](#)



# Schoolology

**Saving everything to resources  
by creating a collection.**

# Schoology

## Saving everything to resources

- You can save an archived course or an active course to resources

### I'm teaching the same course at the same school again next year. How do I save and reuse my materials?

You can save your archived course to your **Resources** and reuse the same materials for the next school year, in a new course with new students and a new grading period.

**Tip:** Create **Collections** in your **Resources** before you start saving course materials.

To create a Collection:

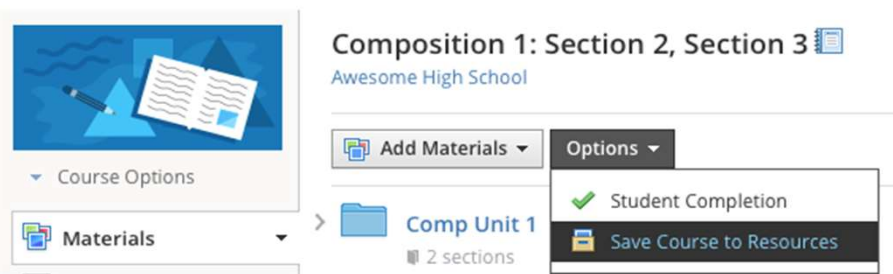
1. Click **Resources** in the header.
2. Click the file cabinet icon in the left-hand column to create a new Collection.



To save a course to Resources:

1. Go to the [archived course](#).
2. Navigate to the **Materials** page.
3. Click **Options**.
4. Select **Save to Resources**.

**Note:** When you save a course to Resources, the following items will not copy: student information, student submissions, Google Drive Assignments attachments, and OneDrive Assignments attachments.





# Schoology



In the Fall when your new courses are loaded, follow these steps to add in your saved resources. Or you can choose to just reuse a few things.

When you or your system admin create your new course for next year, follow these steps to load all of your saved materials:

1. Click **Materials** in the left menu of the course.
2. Click **Add Materials**.
3. Select **Import from Resources** from the drop-down menu.
4. Select the **Resource Collection** that contains the course content.
5. Check the box to select all items and folders, or select specific items and folders for import.
6. Click **Import** to complete.

English 101: Section 1   
Awesome Middle School

**1** Materials 

**2** Add Materials  Options 

- Add Folder
- Add Assignment
- Add Test/Quiz
- Add Assessment
- Add File/Link/External Tool
- Add Discussion
- Add Page
- Add Media Album
- Add Package
- 3** Import from Resources
- Find Resources

# Schoology

These are two resources from the MISD to help you tidy up your Schoology account and prep it for next school year!

## **Best Practices for Ending the Year Off Right**

Webinar from Schoology

<https://vimeo.com/332568596>

## **Self-Paced Rollover Course**

**Code** Learn about best practices when it comes to closing out the year within Schoology Learning.

**Course Code** BSGT-982T-WCQKJ

**Success with Schoology Webinars Tips and Tricks for the Schoology Gradebook and End-of-Year Recording and Slide Deck**  
Success with Schoology: Tips & Tricks

Coming to Schoology!!!

WooHoo!!

[For more information and a tour of the Elementary Experience check out this video at the 9:27 mark.](#)

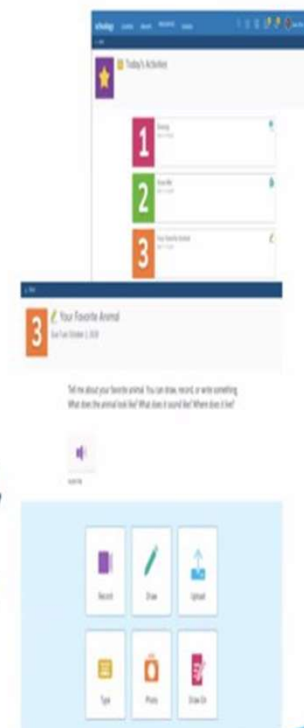
## ELEMENTARY EXPERIENCE

- Simplified navigation for students that will focus on ease of use
- Added features to enhance the Schoology experience for early learners and early readers
- Ability to enable at the course level, so teachers at any building/grade level can enable this experience for their course
- Teacher experience and workflows stay the same

Coming in June!

### Elementary Experience

- Simplified navigation for students that will focus on ease of use
- Added features to enhance the Schoology experience for early learners and early readers
- Ability to enable at the course level, so teachers at any building/grade level can enable this experience for their course



# Coming Soon Elementary Experience

## What we're doing

We're making continuous improvements and changes to our LMS offering in order to best serve the Elementary setting and standards, across all user types.

## Why you'll like it

We're focusing on ease of use for younger students, parent awareness and communication, and an emphasis on the structure and tools a K-5 teacher depends on.

The screenshot displays the Schoology user interface for a course titled "AM Kindergarten" by Argusa. The top navigation bar includes "COURSES", "GROUPS", "RESOURCES", and "GRADES". A "Recently Released" notification is visible in the top right corner. The main content area shows a list of activities: "Sharing" (due 11-10-2021) and "Show Me!" (due 11-11-2021). A pop-up window titled "Your Favorite Animal" (due 11-15-2021) is overlaid, showing a drawing prompt: "Tell me about your favorite animal. You can draw, record, or write something. What does the animal look like? What does it sound like? Where does it live?". Below the prompt are "Attachments" and a "LIVES" button. A toolbar offers "Record", "Draw", and "Upload" options, along with "ABC Type" and "Photo" buttons. Another pop-up window titled "Draw Yourself" (due 11-15-2021) shows a drawing of a penguin with labels. A "Comments" section at the bottom shows a comment from "Mr. Lee" dated 11/15/2021: "Great work on this drawing! I love the details you added."



# Topics for next year

## 1. Go Guardian-

This is a computer monitoring software for the laptops. You can see what your students are doing, close and open tabs and other nifty things.

## 2. Social Studies-

We should be getting online codes to preview material.



3. Discovery Ed upgrades- We now have the Experience version of DE. Training coming your way! Or you can go to Discovery Professional Learning and watch the tons of training videos on your own.

**Add your ideas and suggestions for more Tools of Engagement topics in the chat, now!**



- One on One teacher coaching
- Time period is for one semester
- Not just for technology (think curriculum, classroom management or strategies)
- May have to use prep time to meet
- We can come model a lesson with your students
- We can help you with Schoology, Microsoft, Classflow, Discovery Education, Powerteacher, Wonders, Reading Mastery, Everyday Math, the new CTI Social Studies, etc.

# Instructional Coaching for the 2021-2022 school year

If interested, look for a survey to come out soon!



**We are almost to the end of the year! You all deserve a wonderful break. Great job this year. We hope everyone has a relaxing summer!**

